GALTRONICS

30°/60° 4-Port Directional Panel Antenna [617-896, 1695-2690 and 3300-4200 MHz]

GP2704-07749

Description:

- Single-sector 4-Port MIMO antenna for high capacity stadium venue applications
- 30°/60° beamwidth dual-polarized covering 600 MHz/LTE/CELL, AWS/PCS/WCS/BRS and C/CBRS Bands.
- 2x ports for 617-896, 1695-2690 and 3300-4200 MHz
- 2x ports for 3300-4200 MHz



617-896, 1695-2690 and 3300-4200 MHz
4-Port Directional Panel Antenna

Electrical Specifications

Frequency Band [MHz]	617-698	698-806	806-896	1695-2200	2300-2400	2496-2690	3300-3550	3550-3700	3700-4200
Port Designator	P1 - P2								
							P3 - P4		
Port-to-Port Isolation (dB)	20								
VSWR /RL (dB)	1.5:1 / 14.0								
Impedance (Ω)	50								
Polarization (°)	Dual slant 45 (±45)								
Horizontal Beamwidth (°)	41	36	33	29	23	22	27	25	23
Vertical Beamwidth (°)	65	62	57	64	63	49	60	63	61
Gain, (dBi, max.)	10.7	11.6	11.8	12.7	12.2	11.0	12.4	12.3	12.9
Gain, (dBi, avg.)	10.1	11.0	11.3	11.2	11.3	10.5	11.6	11.6	11.8
Front-to-Back Ratio@180° (dB)	30								
Max Power / Port (Watt)	100						100		
PIM @ 2x43 dBm (dBc)	-153						-145		

Mechanical Specifications

Operating Temperature	-40° to 158°F (-40° to +70°C)
Antenna Weight	10.5 lbs (4.76 kg)
Antenna Dimension (Height x Width x Depth)	13.9" (353.5 mm) x 27.0" (685.5 mm) x 7.0" (178.9 mm)
Connector Type	4 x 4.3-10 (F)
Radome Material	ASA
RoHS	Compliant
Radome Color	Gray
Ingress Protection	IP65
Wind Survival Rating	150 mph (241 km/h)

RFD#: 7749 ; Revision: R1 : Release Date: July 17, 2024;

Copyright © 2024 – Galtronics Corporation Ltd.
Proprietary Information. All rights reserved. Galtronics reserves the right to modify or amend any antenna or specification without prior notice.

GALTRONICS

2D Antenna Patterns

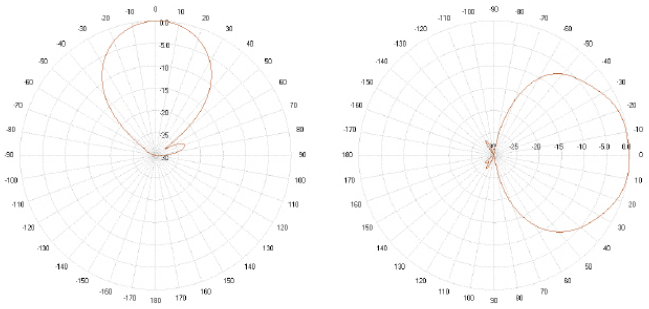

640 MHz

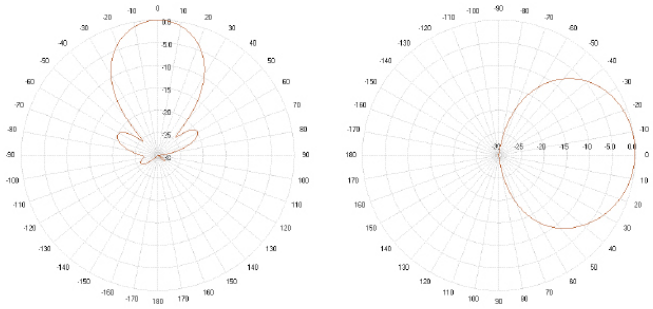

776 MHz

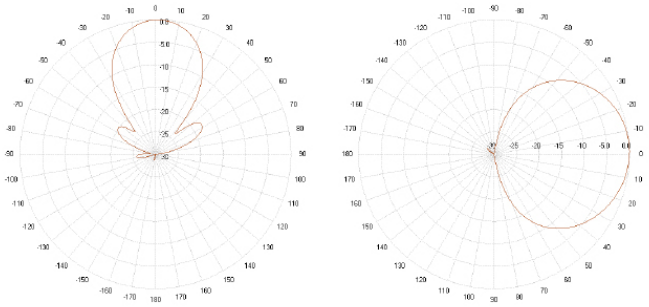

806 MHz

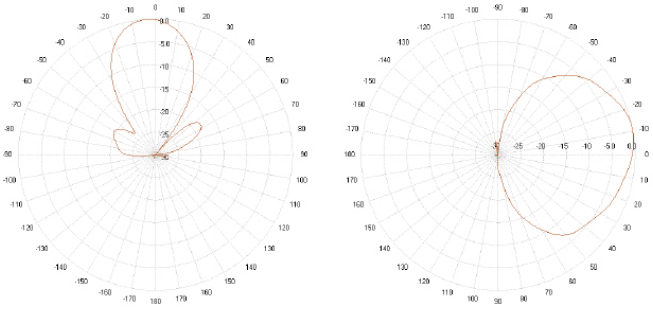

1865 MHz

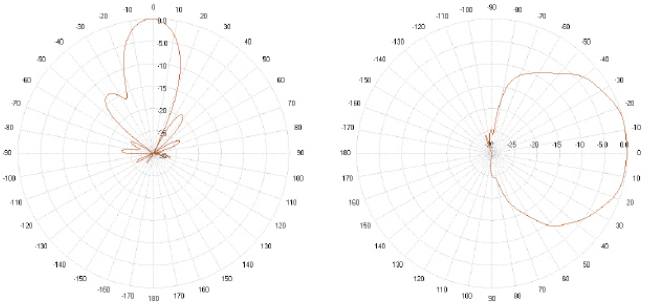

2315 MHz

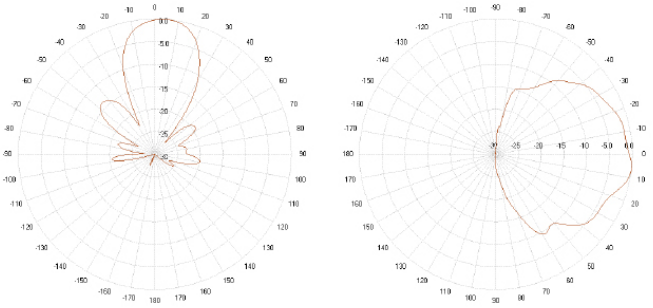

3450 MHz

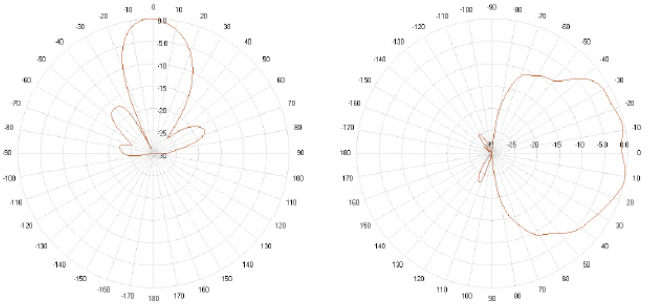

3550 MHz

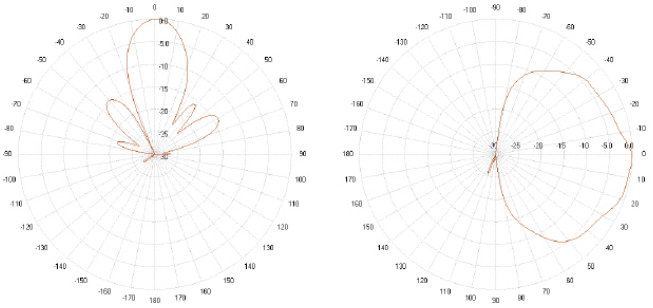

4000 MHz

RFD#: 7749 ; Revision: R1 : Release Date: July 17, 2024;

Copyright © 2024 – Galtronics Corporation Ltd.
Proprietary Information. All rights reserved. Galtronics reserves the right to modify or amend any antenna or specification without prior notice.

GALTRONICS

Antenna Outline and Back Panel Port Configuration/Labeling

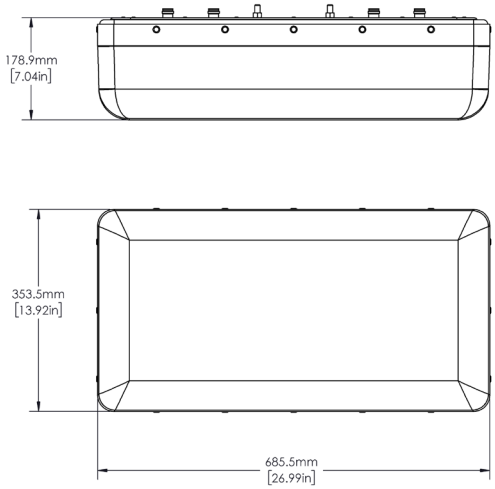

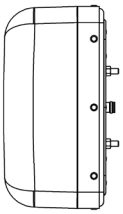

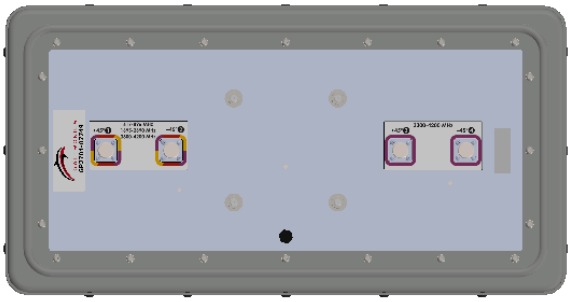

Mating Connector Torque:
4.3-10: 3.7 ft-lb (5 Nm)

Part Numbers & Ordering Options

Description	Color	Mounting Kit	Part Number
4-Port 30° x 60° Pattern Directional Panel Antenna with 4x 4.3-10 (F) Connectors	Gray	Includes 62-45-09 mounting kit	GP2704-07749-112

Mounting Kit and Accessories Part Numbers

Description:	Part Number:
Heavy Duty Mounting Bracket (150 mph) [INCLUDED] The mounting bracket allows wall and pole mounting with flexible and continuous antenna adjustment in the horizontal and vertical plane.	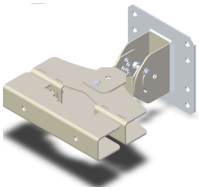 62-45-09
Heavy Duty Mounting Bracket (150 mph) [OPTIONAL] This standard mounting bracket offers an easy installation solution to mount the antenna to either a horizontal or a vertical pole.	MK-07305 **(Sold Separately)**

RFD#: 7749 ; Revision: R1 : Release Date: July 17, 2024;

Copyright © 2024 – Galtronics Corporation Ltd.
Proprietary Information. All rights reserved. Galtronics reserves the right to modify or amend any antenna or specification without prior notice.